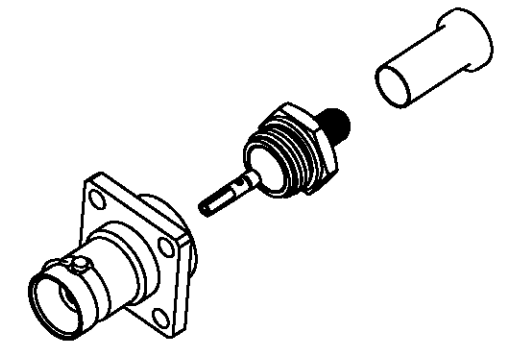
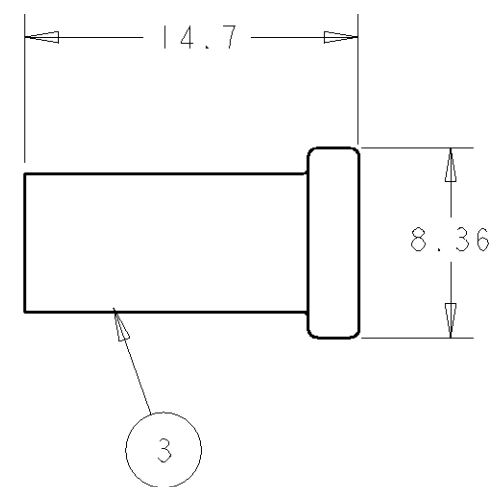
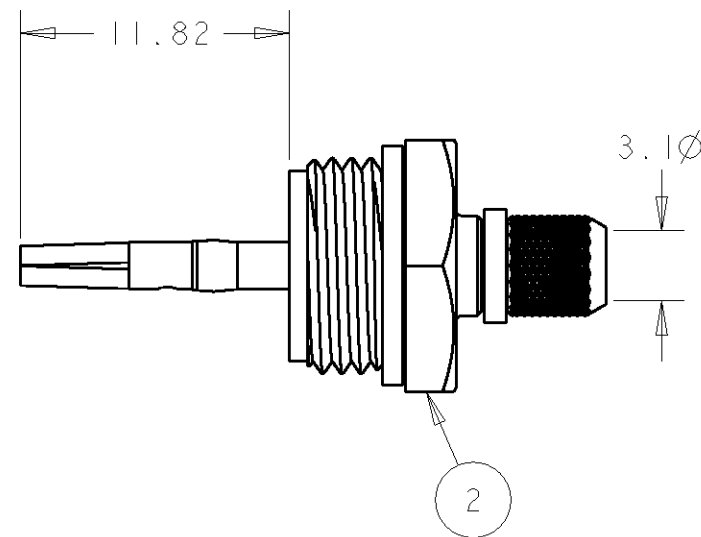
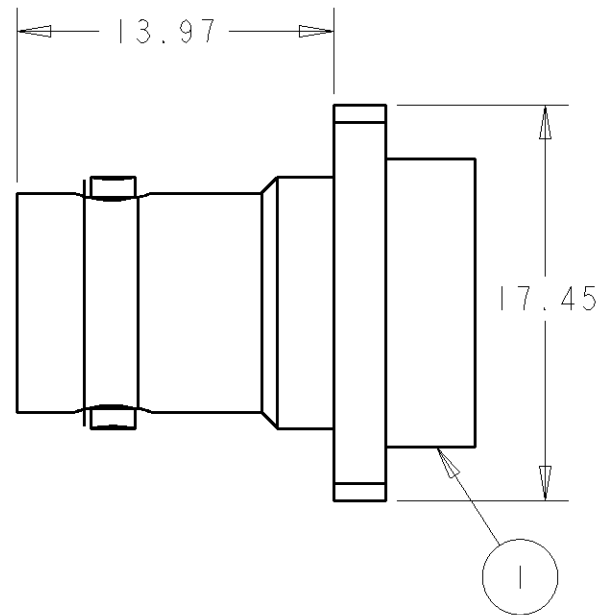
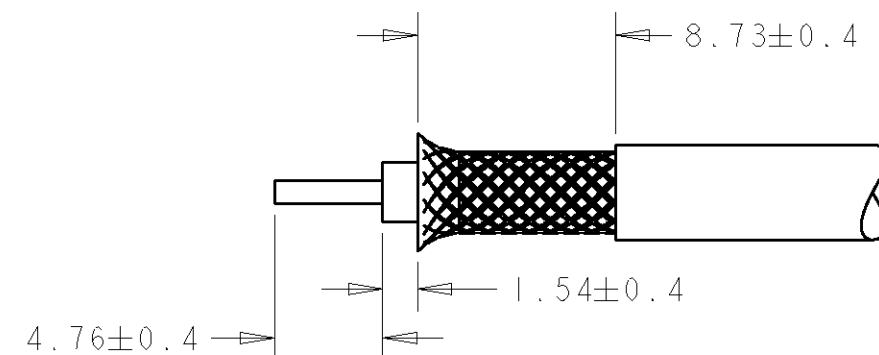


THIS DRAWING IS UNPUBLISHED. RELEASED FOR PUBLICATION 20
 © COPYRIGHT 20 BY TYCO ELECTRONICS CORPORATION. ALL RIGHTS RESERVED.

LOC	DIST	REVISIONS					
		P	LTR	DESCRIPTION	DATE	DWN	APVD
B	E		A	ECR-06-023739	11AUG2006	MJG	JA



RECOMMENDED CABLE PREPARATION
 DENUDAGE RECOMMANDE



NOTES:

- FOR USE WITH FILECA CABLE 1703/4
 UTILISER AVEC FILECA CABLE 1703/4
- CRIMP WITH HAND TOOL Pt No 69376-2 OR 69710 + INSET 69493
 PINCE A SERTIR REF: 69376-2 ou 69710 + MATRICE 69493
- INSTRUCTION SHEET 408-1799-5
 INSTRUCTION DE SERTISSAGE: 408-1799-5

ASSY PART NO	QTY	DESCRIPTION	PART NO	ITEM
134005-1	1	FERRULE	134002-1	3
	1	CRIMP END ASSY	1-330956-0	2
	1	BNC PANEL JACK ASSY	331277	1

<small>THIS DRAWING IS A CONTROLLED DOCUMENT FOR TYCO ELECTRONICS CORPORATION IT IS SUBJECT TO CHANGE AND THE CONTROLLING ENGINEERING ORGANIZATION SHOULD BE CONTACTED FOR THE LATEST REVISION.</small>		DWN M.GREENER 11AUG2006 CHK J.AMBROSE 11AUG2006 APVD J.AMBROSE 11AUG2006 PRODUCT SPEC		tyco Tyco Electronics Electronics Bideford, Devon EX39 4HE	
DIMENSIONS: MM 		TOLERANCES UNLESS OTHERWISE SPECIFIED: 0 PLC ±- 1 PLC ±0.5 2 PLC ±0.5 3 PLC ±0.5 4 PLC ±0.5 ANGLES ±2		NAME BNC SERIES TYPE E	
MATERIAL		FINISH -		SIZE A300779 C-134005 RESTRICTED TO	
CUSTOMER DRAWING				SCALE NTS	SHEET 1 OF 1 REV A