| SPECIFICATIONS | | |
|---|---|---|
| OPERATING TEMP. RANGE | -25°C TO +125°C. | |
| WORKING VOLTAGE | 85°C. | ---- |
| | 125°C. | 100 VDC |
| CURRENT | 5 AMPS MAX. | |
| POSITIONS | 1 THRU 25 | |
| SCHEMATIC | | |
| CAPACITANCE† | SEE CHART | |
| D.W.V.† | 300 VDC | |
| I.R.† | 1 G OHM MIN. | |

† ALL TEST CONDITIONS AT 25°C. 50% RELATIVE HUMIDITY.
CAP. PER MIL-STD-202 METHOD 305, 1.0 VRMS MAX. 1KHz.
D.W.V. PER MIL-STD-202 METHOD 301, 1-5 SEC. 50 mA MAX.
I.R. PER MIL-STD-202 METHOD 302.
I.L. PER MIL-STD-220, NO LOAD CONDITION.

| SCI PART NO. | CAPACITANCE | | MINIMUM INSERTION LOSS DECIBELS - (db) | | | |
|---|---|---|---|---|---|---|
| | VALUE | TOLERANCE | 20 MHz | 100 MHz | 500 MHz | 1 GHz |
| 56-522-014-GBLF | 1500 pF FT | ±30% | 8 | 21 | 35 | 41 |

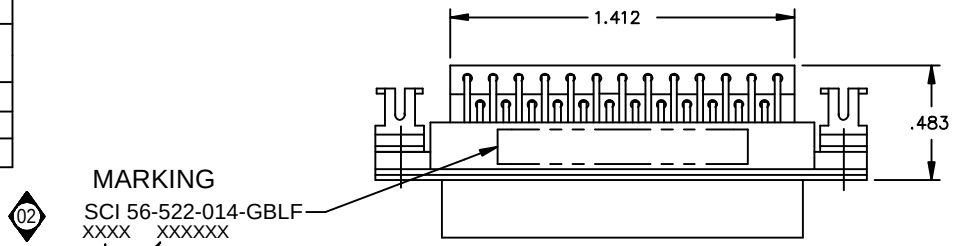


MARKING

02 SCI 56-522-014-GBLF
XXXX XXXXXX

DATE CODE

MANUFACTURING CODE

NOTE:
1. SHELL: STEEL, TIN PLATED.
2. INSULATOR: UL 94V-0
3. CONTACT; COPPER ALLOY, .000015 GOLD PLATED IN PIN CONTACT MATING AREA.

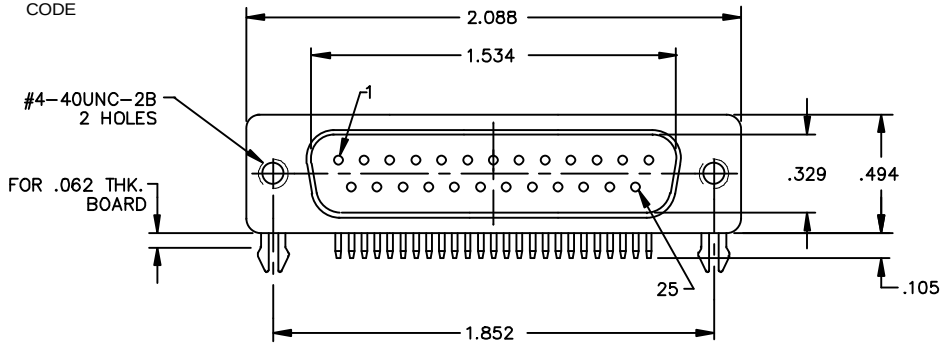


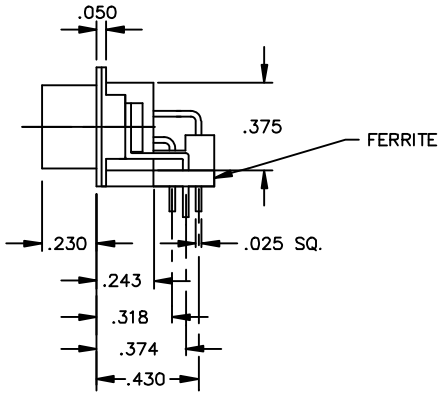


| REV. NO. | CHANGE NOTICE | |
|---|---|---|
| 01 | CN 39384-ENG | |
| 0 | CN 201443 | |

UNLESS OTHERWISE SPECIFIED DIMENSIONS ARE IN INCHES.

DO NOT SCALE.

TOLERANCES UNLESS OTHERWISE SPECIFIED
Fractions ± 1/64
Dec. .xx±
Dec. .xxx± .015
Angles ±0° 30'

CODE IDENT. NO. OLSP2

SPECTRUM CONTROL INC.

ERIE, FAIRVIEW PENNSYLVANIA

Dwn. J. Kauffman
Ckd. 1-18-08
Apvd. P. Grunauer
Sheet 1 of 1

Description: 25 POSITION LOW PROFILE, PIN/RT. ANGLE FILTERED CONNECTOR

B 56-522-014-GBLF

Quality Products From The Specialists In Electro-Magnetic Compatibility